

Quick Facts

FY 2020 (July 1, 2019-June 30, 2020)

Services to People

	899	Library Instruction & Instructional Design Sessions
	13,655	Consultations & Reference Questions
	345,065	Views of Online Research Guides
	473	Technology Classrooms Supported
	61	Media Production Projects Completed
	165	WordPress Websites Created

Online Teaching & Learning Support

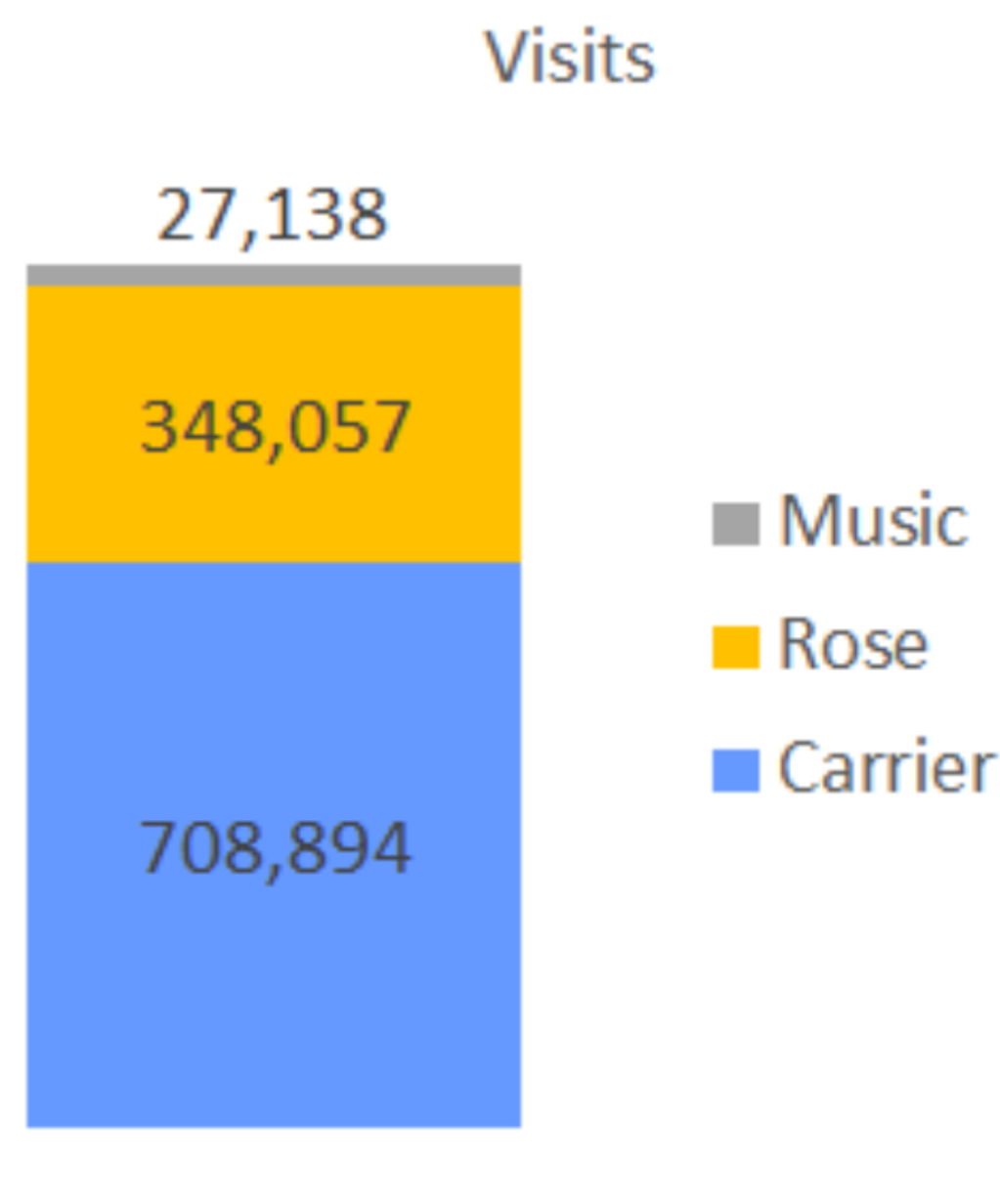
1,500 Students Completed 26-part Digital Fluency Mini Course	8,000+ Students Enrolled in Online Success Institute
14,414 Canvas Courses Supported	10,585 Course Sections Evaluated
43,197 Digital Videos Hosted*	327 Faculty Enrolled in Online Learning Institute

*includes content in Knowmia and Illumira, created by faculty, may include trace amounts of pdfs.

Libraries Spaces


3* Buildings & Spaces

*Libraries also partners with the College of Education to maintain a collection of books in the [Educational Technology & Media Center \(ETMC\)](#).



1,084,089 Visits to our Buildings

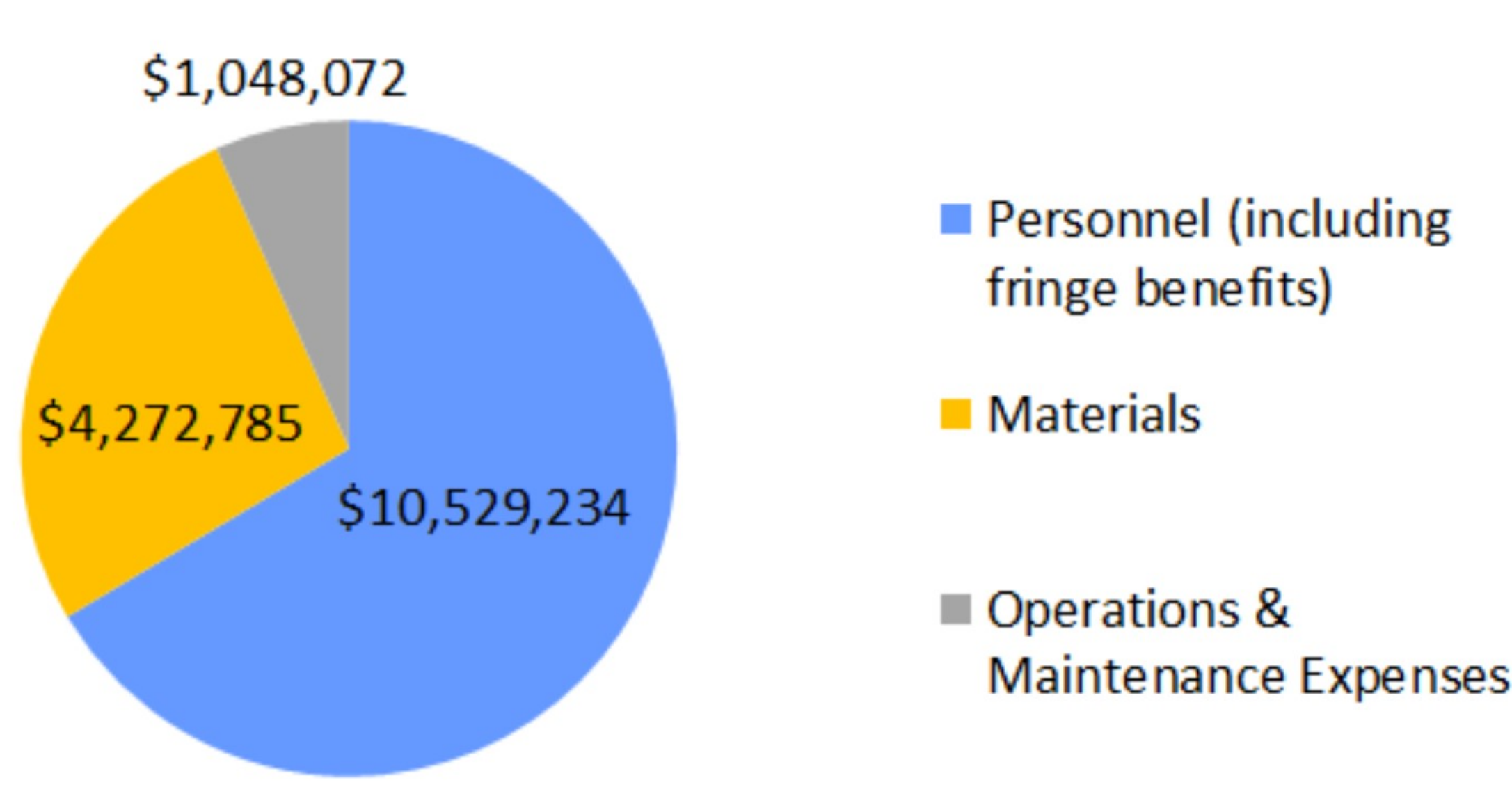
Libraries Workforce



To learn more about our people, visit <https://www.lib.jmu.edu/staff/>

249 People

Budget



\$15,850,091

Collections Inventory

Books (volumes)	606,801
eBooks (titles)	496,307
JMU Scholarly Commons items held	21,258
eJournals (titles)	164,287
Databases	320
Audiovisual (volumes)	37,963
Streaming Audiovisual (titles)	274,698
Music scores (print & online)	50,276
Manuscripts & Archives (collection count)	437

JMU Libraries also offers **millions** of additional resources found in online databases, including over a million streaming music albums.

2,725,000+ Items in our Collections

Collections Usage

Usage by JMU Community

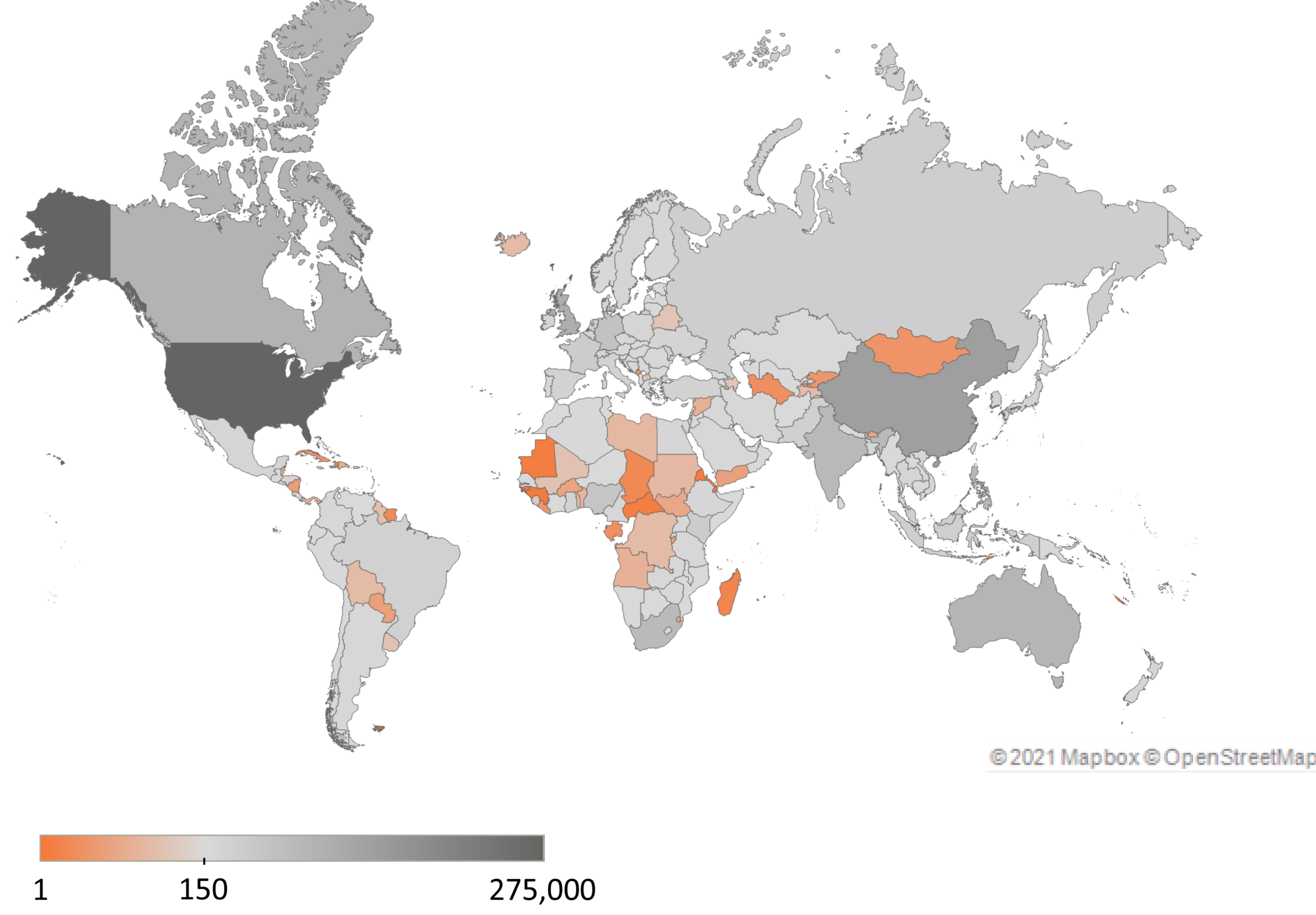
Research Databases	977,381
Full-Text Article Downloads	631,209
E-Media Usage	81,376
E-Book Usage	72,993
General Circulation Checkouts & Renewals	24,429
Interlibrary Loan (for JMU)	11,669
Equipment Loan	4,568

Electronic usage data only includes platforms that provide COUNTER-compliant statistics.

Usage by Other Communities

Interlibrary Loans to other institutions: 10,765
JMU Scholarly Commons Downloads: 538,337

This map represents the locations from which articles in our Scholarly Commons are downloaded. The darker grey countries represent more downloads (e.g., readers in China downloaded 31,774 articles) and the orange gradients represent fewer downloads (e.g., readers in Libya downloaded 95 articles).



For questions about data sources or for more detail, please contact the libraries at libraries@jmu.edu