

# Quick Facts

FY 2020 (July 1, 2019-June 30, 2020)

## Services to People

	<b>899</b>	Library Instruction & Instructional Design Sessions
	<b>13,655</b>	Consultations & Reference Questions
	<b>345,065</b>	Views of Online Research Guides
	<b>473</b>	Technology Classrooms Supported
	<b>61</b>	Media Production Projects Completed
	<b>165</b>	WordPress Websites Created

## Online Teaching & Learning Support

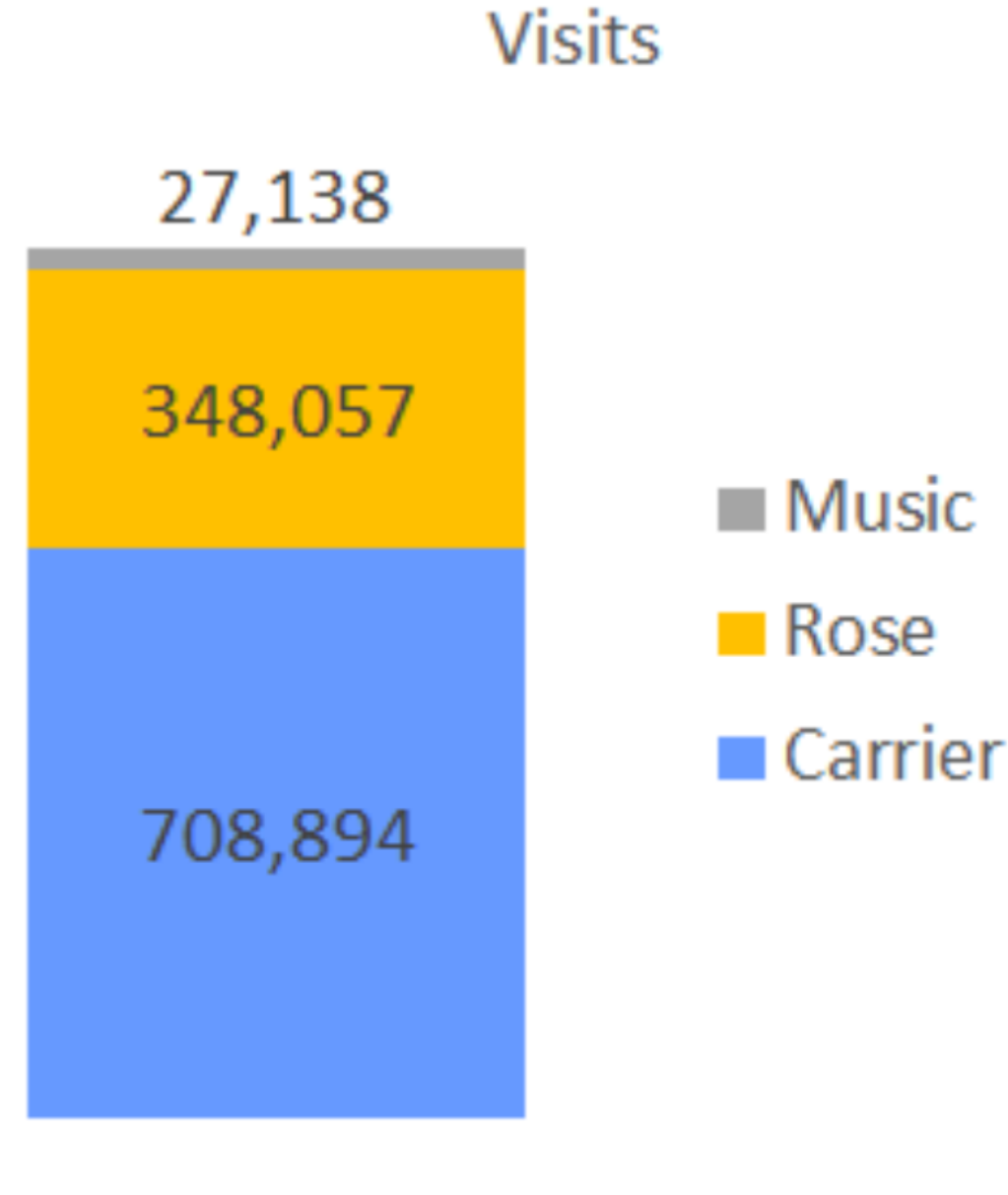
<b>1,500</b> Students Completed 26-part Digital Fluency Mini Course	<b>8,000+</b> Students Enrolled in Online Success Institute
<b>14,414</b> Canvas Courses Supported	<b>10,585</b> Course Sections Evaluated
<b>43,197</b> Digital Videos Hosted*	<b>327</b> Faculty Enrolled in Online Learning Institute

\*includes content in Knowmia and Illumira, created by faculty, may include trace amounts of pdfs.

## Libraries Spaces


**3\*** Buildings & Spaces

\*Libraries also partners with the College of Education to maintain a collection of books in the [Educational Technology & Media Center \(ETMC\)](#).



**1,084,089** Visits to our Buildings

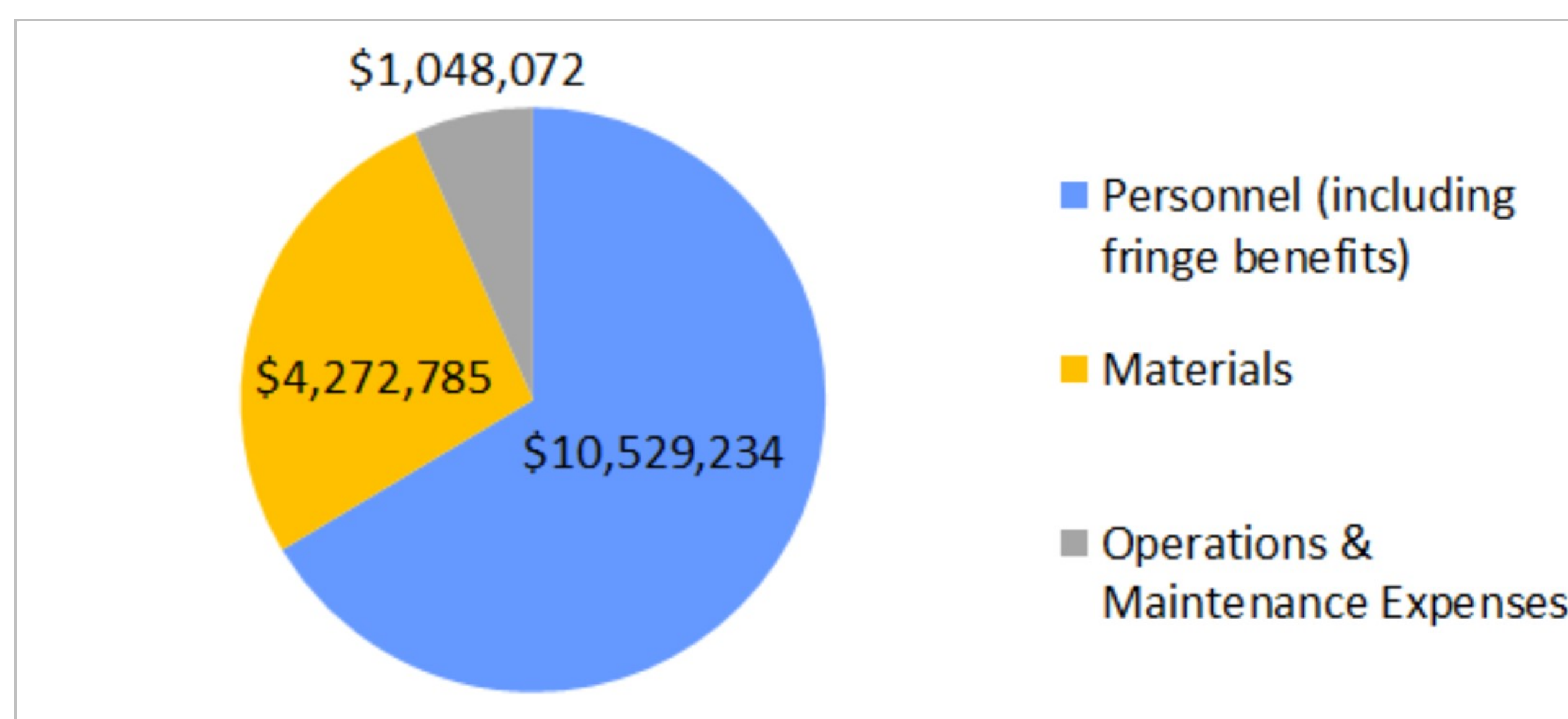
## Libraries Workforce



To learn more about our people, visit <https://www.lib.jmu.edu/staff/>

**249** People

## Budget



**\$15,850,091**

## Collections Inventory

Books (volumes)	606,801
eBooks (titles)	496,307
JMU Scholarly Commons items held	21,258
eJournals (titles)	164,287
Databases	320
Audiovisual (volumes)	37,963
Streaming Audiovisual (titles)	274,698
Music scores (print & online)	50,276
Manuscripts & Archives (collection count)	437

JMU Libraries also offers millions of additional resources found in online databases, including over a million streaming music albums.

**2,725,000+** Items in our Collections

## Collections Usage

### Usage by JMU Community

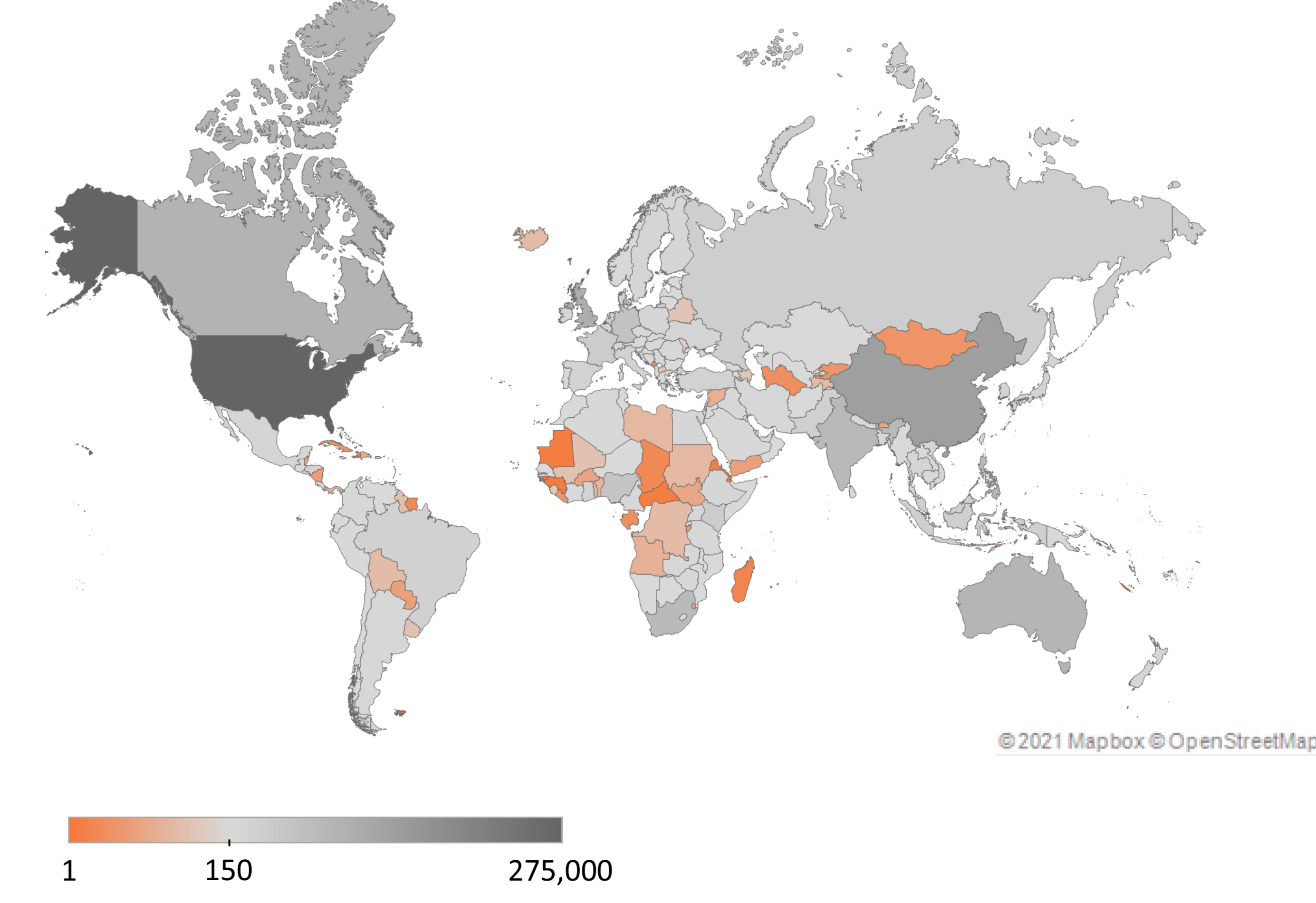
Research Databases	977,381
Full-Text Article Downloads	631,209
E-Media Usage	81,376
E-Book Usage	72,993
General Circulation Checkouts & Renewals	24,429
Interlibrary Loan (for JMU)	11,669
Equipment Loan	4,568

Electronic usage data only includes platforms that provide COUNTER-compliant statistics.

### Usage by Other Communities

Interlibrary Loans to other institutions: 10,765  
JMU Scholarly Commons Downloads: 538,337

This map represents the locations from which articles in our Scholarly Commons are downloaded. The darker grey countries represent more downloads (e.g., readers in China downloaded 31,774 articles) and the orange gradients represent fewer downloads (e.g., readers in Libya downloaded 95 articles).



For questions about data sources or for more detail, please contact the libraries at [libraries@jmu.edu](mailto:libraries@jmu.edu)